




NYSSMA STUDY GUIDE
FOR
CLARINET: LEVEL ONE
By: Kerri Rubenstein

SIGHT READING

1. Key Signatures: Each sight reading will have a different key signature. Make sure to look at which notes you have to alter. Are the notes Natural, Flat or Sharp? The sight reading will have either a Bb or nothing.




2. Time Signatures: Each sight reading will have a different time signature. You could have $\frac{2}{4}$ or $\frac{4}{4}$.

3. The notes that they could possibly give you to play are:



4. Rhythms: You may encounter only these 3 rhythms;
You will not have to worry about any rests! ☺



5. Sight reading exercises:

1.



2.




3.



6. SCALES: You must know, BY MEMORY, 3 Major Scales. Memorize C, F, and G.

C Major Scale:



F Major Scale:



G Major Scale:




7. Remember to have FUN! This should be a positive experience! The judges are lucky to hear you play such beautiful music!

Level One

Kerri Rubenstein

Clarinet




11 

12 

13 

14 

15 

16 

17 

18 

19 

20 